

# STATUS OF STATE PACE PROGRAMS

## OVERVIEW

As of January 2021, 27 states had active state-level purchase of agricultural conservation easement (PACE) programs. The interior table displays the status and summarizes important information about farm and ranch land protection programs in 29 states that have funded easement acquisitions. Montana and Alabama no longer have active programs but are included in the table because they have funded easement acquisitions in the past. Three additional states have authorized PACE but have not yet acquired easements: Georgia, Missouri and Oregon. For a program to be included, the protection of agricultural lands must be one of its core purposes, accomplished primarily by compensating landowners for the value of the easement.

Some programs (e.g., Delaware and Massachusetts) purchase and hold easements directly. Others have the authority to acquire and co-hold easements with partners (e.g., county governments). Some programs (e.g., New York and Virginia) only provide grants to eligible entities, such as local governments and land trusts, to buy easements.

## EXPLANATION OF COLUMN HEADINGS

### Year of Inception/Year of First Acquisition

"Year of Inception" is the year in which the PACE program was authorized. "Year of First Acquisition" is the year in which the program acquired its first easement.

### Easements or Restrictions Acquired

Number of agricultural conservation easements or conservation restrictions acquired through the program. This number does not necessarily reflect the total number of farms/ranches protected because some programs acquire a property in stages and/or may hold multiple easements on the same farm/ranch. Some programs do not hold easements but instead provide funds for easement purchases to local governments or land trusts.

### Acres Protected

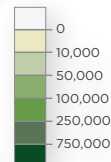
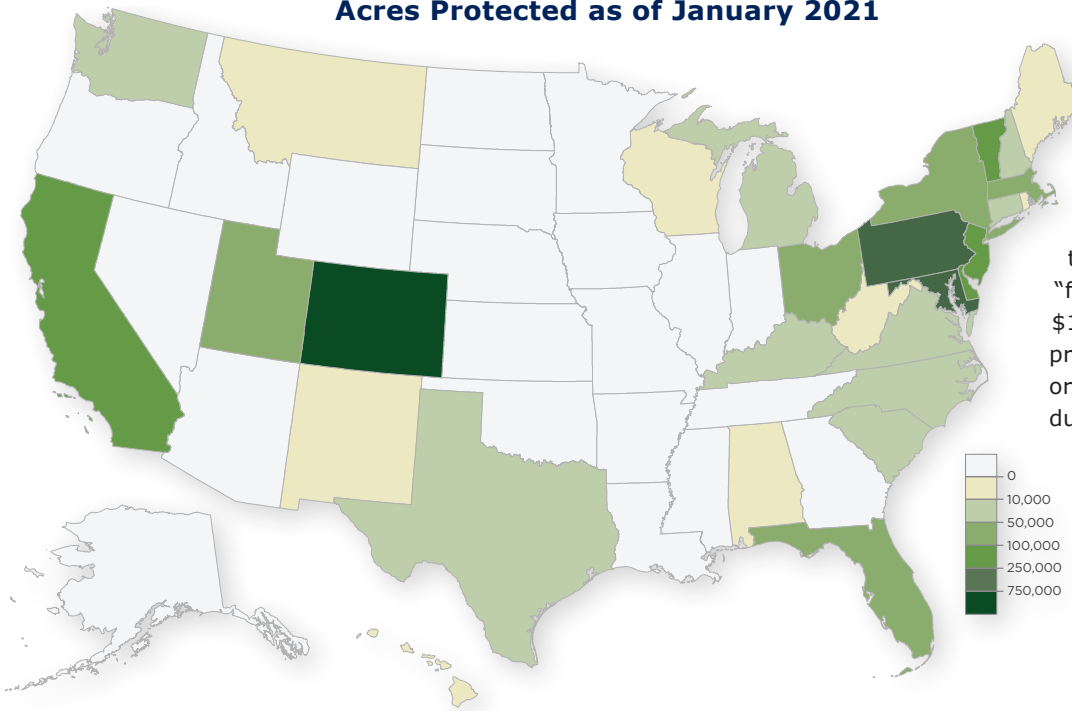
Number of acres protected by the program.

### Land in Farms

Acres consisting primarily of agricultural land used for crops, pasture, or grazing and reported in the Farms and Land in

Farms 2020 Summary produced by the United State Department of Agriculture's National Agricultural Statistics Service (NASS). It also includes woodland and wasteland not actually under cultivation or used for pasture or grazing, if it was part of the producer's total operation. NASS defines a "farm" as any place from which \$1,000 or more of agricultural products were produced and sold, or normally would have been sold, during the census year.

**Acres Protected as of January 2021**



# PURCHASE OF AGRICULTURAL CONSERVATION EASEMENT PROGRAMS

State	Year of Inception / Year of First Acquisition	Easements or Restrictions Acquired	Acres Protected	Land in Farms (acres)	Program Funds Spent to Date
<b>Alabama</b>					
Alabama Department of Agriculture and Industries <sup>iv.</sup>	2004/2005	21	4,591	8,300,000	\$1,636,866
<b>California</b>		264	181,230	24,300,000	\$187,622,292
Agricultural Land Mitigation Program <sup>i.</sup>	2016/2017	9	1,251		\$11,677,189
California Farmland Conservancy Program	1995/1997	184	59,498		\$88,569,039
Rangeland, Grazing Land, and Grassland Program	2002/2004	27	70,385		\$35,688,779
Sustainable Agricultural Lands Conservation Program <sup>i.</sup>	2014/2015	44	50,096		\$51,687,285
<b>Colorado</b>					
Great Outdoors Colorado <sup>i.,ii.</sup>	1992/1995	527	860,886	31,800,000	\$255,567,821
<b>Connecticut</b>					
Farmland Preservation Program <sup>i.</sup>	1978/1979	386	46,142	380,000	\$128,190,166
<b>Delaware</b>		1,016	133,564	530,000	\$167,043,302
Agricultural Lands Preservation Program	1991/1996	980	130,694		\$158,885,407
Young Farmer Loan Program	2011/2012	36	2,870		\$8,157,895
<b>Florida</b>					
Rural and Family Lands Protection Program <sup>i.</sup>	2001/2001	51	59,263	9,700,000	\$82,287,201
<b>Hawaii</b>					
Legacy Land Conservation Program	2005/2007	4	772	1,100,000	\$4,309,425
<b>Kentucky</b>					
Purchase of Agricultural Conservation Easements	1994/1998	186	32,928	12,900,000	\$11,863,284
<b>Maine</b>					
Farmland Protection Program <sup>v. 2019</sup>	1987/1990	42	9,752	1,300,000	\$12,574,122
<b>Maryland</b>		3,256	442,342	2,000,000	\$934,569,219
Maryland Agricultural Land Preservation Foundation	1977/1980	2,467	333,475		\$587,293,331
Rural Legacy Program <sup>i.,iii.</sup>	1997/1999	789	108,867		\$347,275,888
<b>Massachusetts</b>					
Agricultural Preservation Restriction Program <sup>i.</sup>	1977/1980	927	74,290	500,000	\$238,100,698
<b>Michigan</b>					
Farmland and Open Space Preservation Program	1994/1994	149	26,360	9,800,000	\$37,261,134
<b>Montana</b>					
Montana Agricultural Heritage Program <sup>iv.</sup>	1999/2000	8	9,923	58,000,000	\$888,000
<b>New Hampshire</b>		131	16,549	430,000	\$19,407,345
Agricultural Lands Preservation Program <sup>v. 2019</sup>	1979/1980	31	2,864		\$5,000,000
Land and Community Heritage Investment Program <sup>i., iii., vi.</sup>	2000/2001	100	13,685		\$14,407,345

**Notes:** For explanation of column headings, please see fact sheet text.

i. "Program Funds Spent to Date" includes incidental land acquisition costs and/or personnel costs.

ii. Program activity includes fee simple acquisitions of agricultural land. Great Outdoors Colorado grant recipients are required to resell land acquired in fee subject to a conservation easement.

## STATUS OF STATE PROGRAMS AS OF JANUARY 2021

Additional Funds Spent to Date	Program Funds Available	Program Funds Available Per Capita	Funding Sources <i>Primary state funding sources are in blue.</i>
<b>Alabama</b>			
\$3,273,731	\$0	\$0.00	Appropriations, ACEP-ALE
<b>California</b>			
\$150,606,614	\$26,455,000	\$0.67	
\$632,853	\$0	\$0.00	Greenhouse Gas Reduction Fund (cap and trade auction proceeds), Mitigation Fees, ACEP-ALE, RCPP
\$89,277,069	\$20,000,000	\$0.51	Appropriations, bonds, mitigation fees, private contributions, ACEP-ALE
\$24,807,682	\$0	\$0.00	Bonds
\$35,889,010	\$6,455,000	\$0.16	Bonds, Greenhouse Gas Reduction Fund (cap and trade auction proceeds), mitigation fees, real estate transfer tax, ACEP-ALE
<b>Colorado</b>			
\$816,902,950	\$11,620,132	\$2.00	Local government contributions, lottery proceeds, ACEP-ALE, RCPP
<b>Connecticut</b>			
\$42,301,763	\$7,675,061	\$2.16	Bonds, local government contributions, private contributions, real estate transfer tax, recording fees, ACEP-ALE
<b>Delaware</b>			
\$375,864,385	\$6,709,540	\$6.80	
\$375,864,385	\$5,163,492	\$5.23	Appropriations, bonds, lawsuit settlement funds, license plate revenue, local government contributions, private contributions, property tax relief program withdrawal penalties, real estate transfer tax, ACEP-ALE, federal transportation funding, REPI
\$0	\$1,546,048	\$1.57	Appropriations, licence plate revenue, property tax relief program withdrawal penalties
<b>Florida</b>			
\$21,330,574	\$14,186,379	\$0.65	Appropriations, bonds, local government contributions, ACEP-ALE, REPI
<b>Hawaii</b>			
\$10,609,425	N/A	N/A	Real estate transfer tax, ACEP-ALE
<b>Kentucky</b>			
\$11,597,016	\$0	\$0.00	Appropriations, bonds, tobacco settlement funds, ACEP-ALE, REPI
<b>Maine</b>			
\$17,162,782	N/A	N/A	Appropriations, bonds, credit card royalties, local government contributions, private contributions, ACEP-ALE
<b>Maryland</b>			
\$411,251,727	\$98,237,969	\$16.22	
\$219,154,367	\$80,238,877	\$13.25	Appropriations, bonds, local government contributions, private contributions, property tax relief program withdrawal penalties, real estate transfer tax, ACEP-ALE
\$192,097,360	\$17,999,092	\$2.97	Appropriations, bonds, local government contributions, private contributions, real estate transfer tax, ACEP-ALE, REPI (ACUB)
<b>Massachusetts</b>			
\$97,880,728	\$4,175,000	\$0.42	Appropriations, bonds, local government contributions, mitigation fees, municipal land fees, private contributions, ACEP-ALE, federal transportation funding
<b>Michigan</b>			
\$14,547,959	\$2,000,000	\$0.20	Local government contributions, private contributions, property tax relief program withdrawal penalties, ACEP-ALE
<b>Montana</b>			
\$1,420,710	N/A	N/A	Appropriations, ACEP-ALE
<b>New Hampshire</b>			
\$32,941,845	\$3,500,000	\$2.56	
\$140,000	\$0	\$0.00	Appropriations, local government contributions, ACEP-ALE
\$32,801,845	\$3,500,000	\$2.56	Appropriations, bonds, recording fees, ACEP-ALE

iii. "Program Funds Available" includes money for other land conservation purposes.

iv. Program has terminated or is no longer acquiring agricultural conservation easements.

v. Figures are carried forward from previous PACE tables. Information current as of year indicated.

vi. Activity now reflects combined totals between LCHIP and Land Conservation Investment Program (LCIP). LCIP stopped acquiring easements in 1993, while LCHIP began acquiring easements in 2000.

# PURCHASE OF AGRICULTURAL CONSERVATION EASEMENT PROGRAMS

State	Year of Inception / Year of First Acquisition	Easements or Restrictions Acquired	Acres Protected	Land in Farms (acres)	Program Funds Spent to Date
<b>New Jersey</b>					
New Jersey Farmland Preservation Program	1983/1985	2,694	239,280	750,000	\$1,152,351,269
<b>New Mexico</b>					
New Mexico Natural Heritage Conservation Program <sup>v.2015</sup>	2010/2010	3	5,930	40,000,000	\$850,000
<b>New York</b>					
Agricultural and Farmland Protection Program <sup>i</sup>	1996/1998	321	83,599	6,900,000	\$206,997,228
<b>North Carolina</b>					
Agricultural Development and Farmland Preservation Trust Fund <sup>i</sup>	1986/1999	183	25,380	8,400,000	\$27,437,370
<b>Ohio</b>					
Local Agricultural Easement Purchase Program <sup>i</sup>	1999/1999	592	92,548	13,600,000	\$74,205,390
<b>Pennsylvania</b>					
Pennsylvania Agricultural Conservation Easement Purchase Program <sup>i</sup>	1988/1989	5,813	591,819	7,300,000	\$1,070,959,372
<b>Rhode Island</b>					
Farmland Preservation Program	1981/1985	118	8,095	60,000	\$36,646,450
<b>South Carolina</b>					
South Carolina Conservation Bank	2002/2004	83	21,195	4,800,000	\$17,356,232
<b>Texas</b>					
Texas Farm and Ranch Lands Conservation Program <sup>i</sup>	2005/2005	15	25,371	126,000,000	\$3,851,829
<b>Utah</b>					
LeRay McAllister Critical Land Conservation Program (in partnership with Utah Department of Agriculture).	1999/2000	45	55,546	10,700,000	\$11,822,724
<b>Vermont</b>					
Vermont Housing and Conservation Board, Farmland Conservation Program <sup>i</sup>	1987/1987	781	165,966	1,200,000	\$86,225,900
<b>Virginia</b>					
Department of Conservation and Recreation, Virginia Land Conservation Foundation <sup>i</sup>	2000/2001	27	8,600		\$4,585,219
Department of Agriculture and Consumer Services, Virginia Farmland Preservation Fund <sup>i</sup>	2001/2008	108	14,474		\$12,471,968
<b>Washington</b>					
Washington Wildlife and Recreation Program, Farmland Protection Category <sup>i</sup>	2007/2008	81	17,772	14,600,000	\$24,397,675
<b>West Virginia</b>					
West Virginia Agricultural Land Protection Authority - Farmland Protection Program	2000/2009	30	8,027	3,500,000	\$4,683,999
<b>Wisconsin</b>					
Farmland Preservation Program <sup>i</sup>	2009/2011	17	5,124	14,300,000	\$4,824,076
<b>STATE TOTALS</b>		<b>17,879</b>	<b>3,267,318</b>		<b>\$4,820,987,576</b>

**Notes:** For explanation of column headings, please see fact sheet text.

i. "Program Funds Spent to Date" includes incidental land acquisition costs and/or personnel costs.

ii. Program activity includes fee simple acquisitions of agricultural land. Great Outdoors Colorado grant recipients are required to resell land acquired in fee subject to a conservation easement.

## STATUS OF STATE PROGRAMS AS OF JANUARY 2021

Additional Funds Spent to Date	Program Funds Available	Program Funds Available Per Capita	Funding Sources Primary state funding sources are in blue.
New Jersey			
\$637,100,045	\$192,569,810	\$21.68	Appropriations, bonds, local government contributions, mitigation fees, private contributions, sales tax, condemnation proceeds, corporate business tax, sale of fee-simple purchased properties, ACEP-ALE
New Mexico			
\$1,200,000	N/A	N/A	Appropriations, ACEP-ALE
New York			
\$0	\$1,709,500	\$0.09	Bonds, Environmental Protection Fund (license plate fees, real estate transfer tax, unclaimed container deposits), local government contributions, ACEP-ALE
North Carolina			
\$83,028,967	\$5,534,122	\$0.52	Appropriations, local government contributions, private contributions, ACEP-ALE, REPI (ACUB), RCPP
Ohio			
\$27,636,387	\$6,000,000	\$0.51	Bonds, local government contributions, private contributions, Southern Ohio Tobacco Agricultural Easement Program, ACEP-ALE, NRCS-RCPP
Pennsylvania			
\$526,555,932	\$65,783,152	\$5.15	Appropriations, bonds, cigarette tax, Environmental Stewardship Fund (municipal landfill fees, unconventional gas well impact fees), interest on securities, local government contributions, real estate transfer tax, use value assessment withdrawal penalties, ACEP-ALE
Rhode Island			
\$78,689,578	\$3,600,000	\$3.41	Appropriations, bonds, local government contributions, private contributions, ACEP-ALE, federal transportation funding
South Carolina			
\$0	\$5,607,443	\$1.07	Appropriations, real estate transfer tax, recording fees
Texas			
\$3,936,464	\$1,854,952	\$0.06	Appropriations, private contributions, ACEP-ALE, Federal Coastal Impact Assistance Program
Utah			
\$73,731,982	\$175,000	\$0.05	Appropriations, local government contributions, private contributions, sales tax, ACEP-ALE
Vermont			
\$123,065,500	\$4,081,000	\$6.55	Appropriations, bonds, local government contributions, mitigation fees, private contributions, real estate transfer tax, ACEP-ALE, federal transportation funding
\$22,192,505	\$2,246,875	\$0.26	Virginia
\$200,000	\$1,246,875	\$0.15	
\$21,992,505	\$1,000,000	\$0.12	
Washington			
\$48,227,439	\$9,000,000	\$0.00	Appropriations, bonds, development impact fees, local government contributions, private contributions, real estate transfer tax, ACEP-ALE
West Virginia			
\$110,167,449	\$800,000	\$0.45	Appropriations, local government contributions, real estate transfer tax, recording fees, ACEP-ALE
Wisconsin			
\$1,753,907	\$0	\$0.00	Bonds, private contributions, ACEP-ALE
\$3,744,978,364	\$473,520,935		STATE TOTALS

iii. "Program Funds Available" includes money for other land conservation purposes.

iv. Program has terminated or is no longer acquiring agricultural conservation easements.

v. Figures are carried forward from previous PACE tables. Information current as of year indicated.

vi. Activity now reflects combined totals between LCHIP and Land Conservation Investment Program (LCIP). LCIP stopped acquiring easements in 1993, while LCHIP began acquiring easements in 2000.

# FARMLAND INFORMATION CENTER

## Program Funds Spent

Dollars spent to date by each program to acquire easements on farms/ranches. This amount may include unspent funds dedicated for installment payments on completed projects. Unless otherwise noted, these figures do not reflect incidental land acquisition costs, such as appraisals, insurance and recording fees, nor the administrative costs of running the program. Also not included are additional funds contributed by federal programs, local governments, private land trusts, foundations, nor individuals (see "Additional Funds Spent").

## Additional Funds Spent

Funds contributed to date by federal programs, local governments, private land trusts, foundations, and/or individuals (see "Funding Sources Used").

## Program Funds Available

Program funds available for the current fiscal year to acquire easements on agricultural land.

## Program Funds Available Per Capita

Program funds available per capita are based on state population estimates for 2020 from the U.S. Census Bureau.

## Funding Sources Used

Sources of funding to date for each program. Funding sources in blue indicate primary funding source for 2020. "Federal transportation funding" refers to money disbursed by the U.S. Department of Transportation's Federal Highway Administration to support transportation alternatives and enhancements.

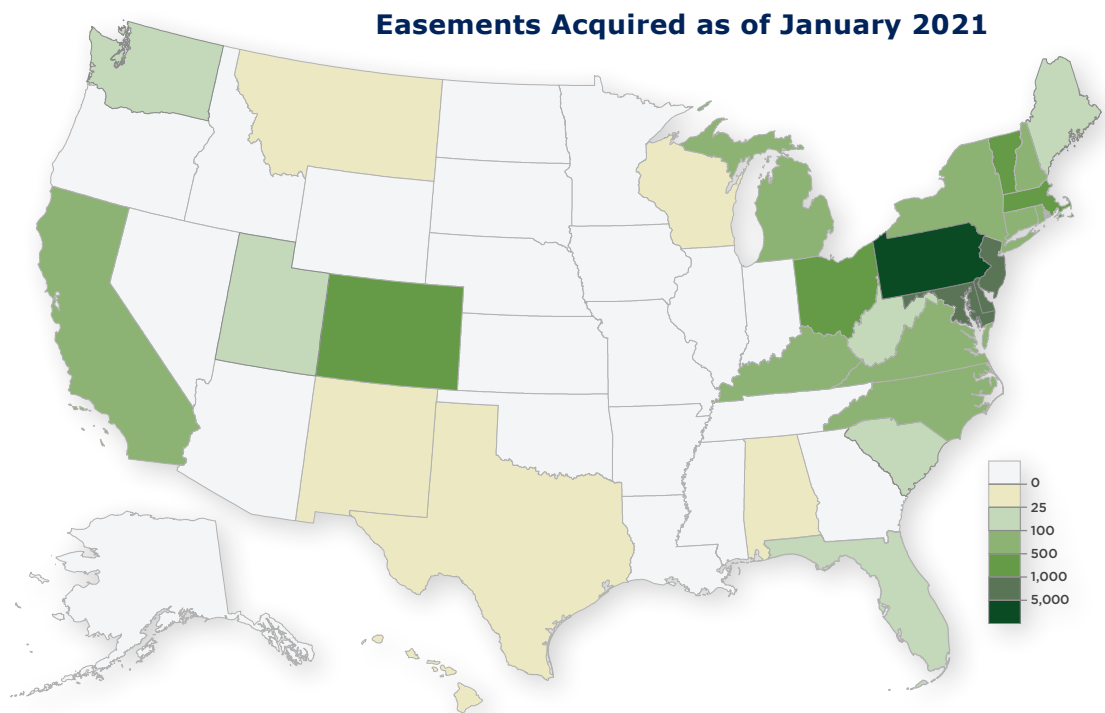
The Readiness and Environmental Protection Integration Program (REPI) provides funds to establish easement-protected buffer areas around military installations.

The federal Coastal Impact Assistance Program authorizes funds to be distributed to oil and gas producing states to mitigate the impacts of oil and gas extraction from the continental shelf.

The Agricultural Conservation Easement Program (ACEP) protects agricultural land and conserves wetlands. The Agricultural Land Easements (ALE) component of ACEP provides matching funds to eligible entities to buy conservation easements on farm and ranch land. In the table, ACEP-ALE funding is inclusive of FRPP.

In addition to these sources of funding, several programs reported contributions from private sources.

© 2021 American Farmland Trust



For more information on Purchase of Agricultural Conservation Easements (PACE), see the PACE fact sheet and other PACE resources on the Farmland Information Center (FIC) website. The FIC is a clearinghouse for information about farmland protection and stewardship and is a public/private partnership between the USDA Natural Resources Conservation Service and American Farmland Trust.